


Chris Pye: Woodcarving Workshops.tv



Acanthus Carving

Tool List (Sheffield):

Romanesque Acanthus

- 60° V tool x 3/8 and 1/4in. (10 and 6mm.)
- #4 x 3/8 and 1/4in. (10 and 6mm.)
- #5 x 5/8in. (16mm.)
- #6 x 5/16in. (8mm.)
- #9 x 1/8in. (3mm.)
- #10 x 3/8 and 1/4in. (10 and 6mm.)
- #11 x 1/4in. (6mm.)
- Eye punch

Baroque Acanthus

- #3 and 4 x 1/2. (14mm.)
- #5 x 5/8in. (16mm.)
- #6 x 1/2 and 5/16in. (14 and 16mm.)
- #8 x 3/8in. (10mm)

Working Drawings & Pictures follow:


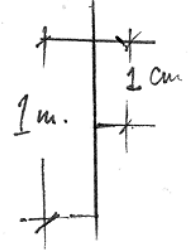
I've put a scale on the drawings. To use the tool list above, you'll need to enlarge them so the scale reads true (ie 1in. on scale is actually 1in. on the paper).

ROMANESQUE ACANTHUS

© 2012 CHRIS PYE


WWW.WOODCARVINGWORKSHOPS.TV

SCALE:





© Chris Pye 2012
[Woodcarving Workshops.tv](http://WoodcarvingWorkshops.tv)



© Chris Pye 2012
[Woodcarving Workshops.tv](http://WoodcarvingWorkshops.tv)



© Chris Pye 2012
[Woodcarving Workshops.tv](http://WoodcarvingWorkshops.tv)